

***ST. PETER'S CONVENT SCHOOL
SEC-88, GREATER FARIDABAD
HOLIDAYS HOMEWORK
CLASS –LKG***

Dear Children,

The holidays have begun, this wonderful time comes just once

These are the days to have fun with laughter and cheer, Hear the chirping of the birds, fluttering in the air Catch up with all that you have been longing to do Like visiting a park, theatre or a zoo. It's also the time to listen to Grandma's stories and play wonderful games with Grandpa.

To add to this fun time, we have prepared wonderful activities for you in the form of Holidays Homework, we hope you would enjoy these activities and come back to school in July with zeal and enthusiasm.

Have loads of fun, play indoor and outdoor games, go out for picnics and walks with your family and friends, admire the beautiful nature, enjoy the early morning sunrise and the evening sunset, eat healthy food, drink a lot of juices, learn new songs and read new stories.

We will Miss you!

Enjoy and Take care of yourself!

Happy Holidays!



GENERAL INSTRUCTIONS

- Make a separate folder for Holidays Homework
- Kindly submit the Holiday Homework on 6th July.
- 10 Marks for the same will be included in Academics.
- Best 3 Holidays homework will be appreciated.

MSC

- Refer School Almanac

1. Learn school prayer (OUR FATHER IN HEAVEN) Pg 26
(THERE SHALL BE SHOWER OF BLESSING) Pg 27

Hindi-Sundar Suhani Zindagi Pg 34

2. Learn vision of the school
3. Learn mission of the school
4. Learn your Introduction also.

G.K

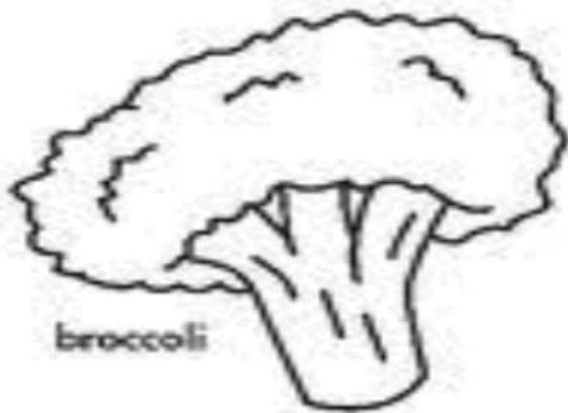
* REVISE THE BELOW MENTIONED TOPICS-

1. BATHROOM
2. VEGETABLES
3. ME AND MY BODY PARTS
4. MEET MY FAMILY

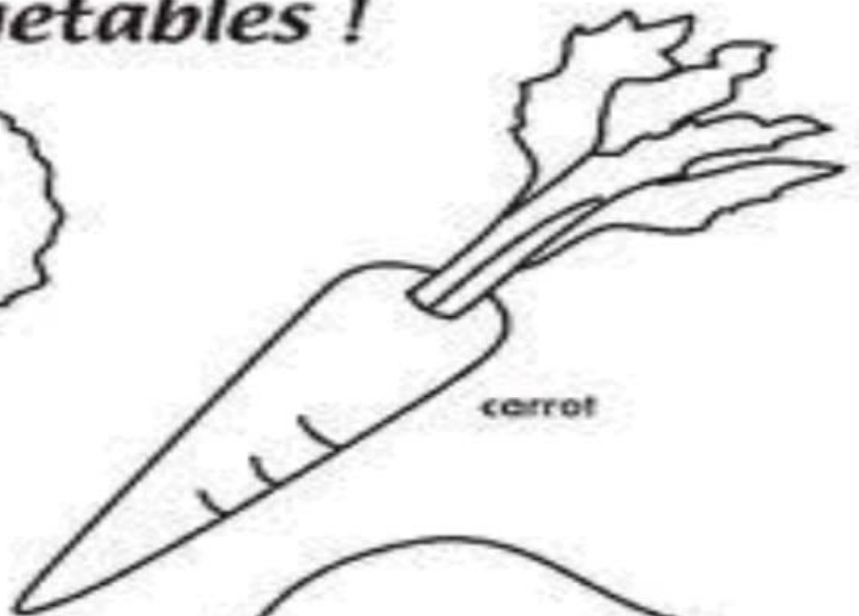
Name-

Subject -GK

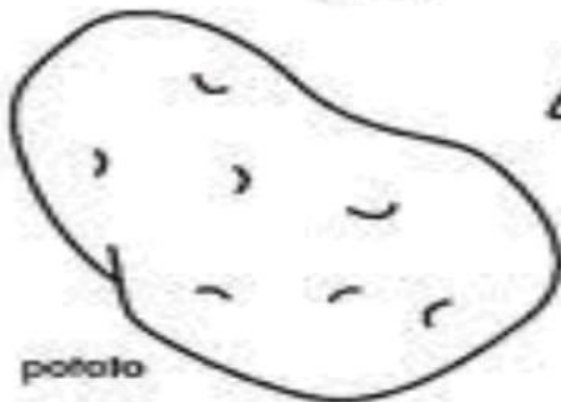
Color the Vegetables !



broccoli



carrot



potato



mushroom



pumpkin

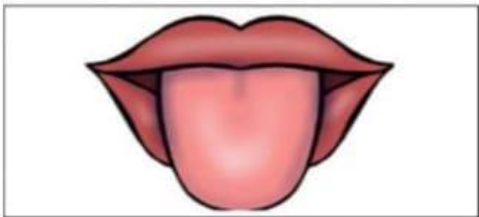
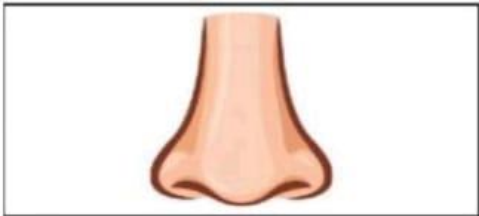


eggplant

Name- _____

Subject -GK

Match the following -



Name-

Subject -GK

ALL ABOUT ME!

My name is _____



I am _____



My name starts with _____

years old

My favorite color is _____



I am a...



boy



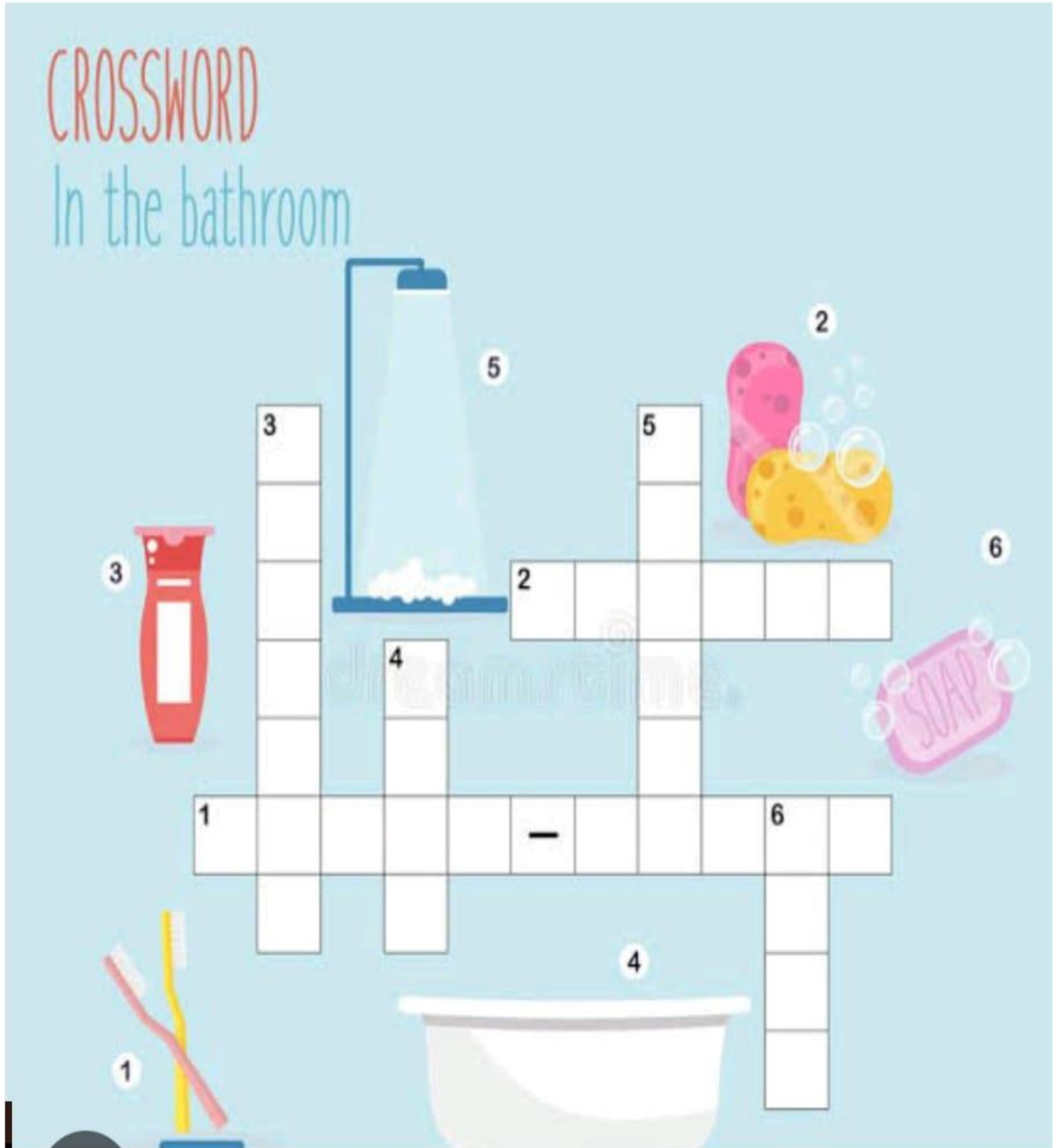
girl

Name-

Subject -GK

CROSSWORD

In the bathroom



Name-

Subject -Hindi




चित्र को चित्र से मिलाओ।



Name-

Subject - Hindi


रिक्त स्थान में स्वर को पूरा कीजिए



Name-

Subject -Hindi

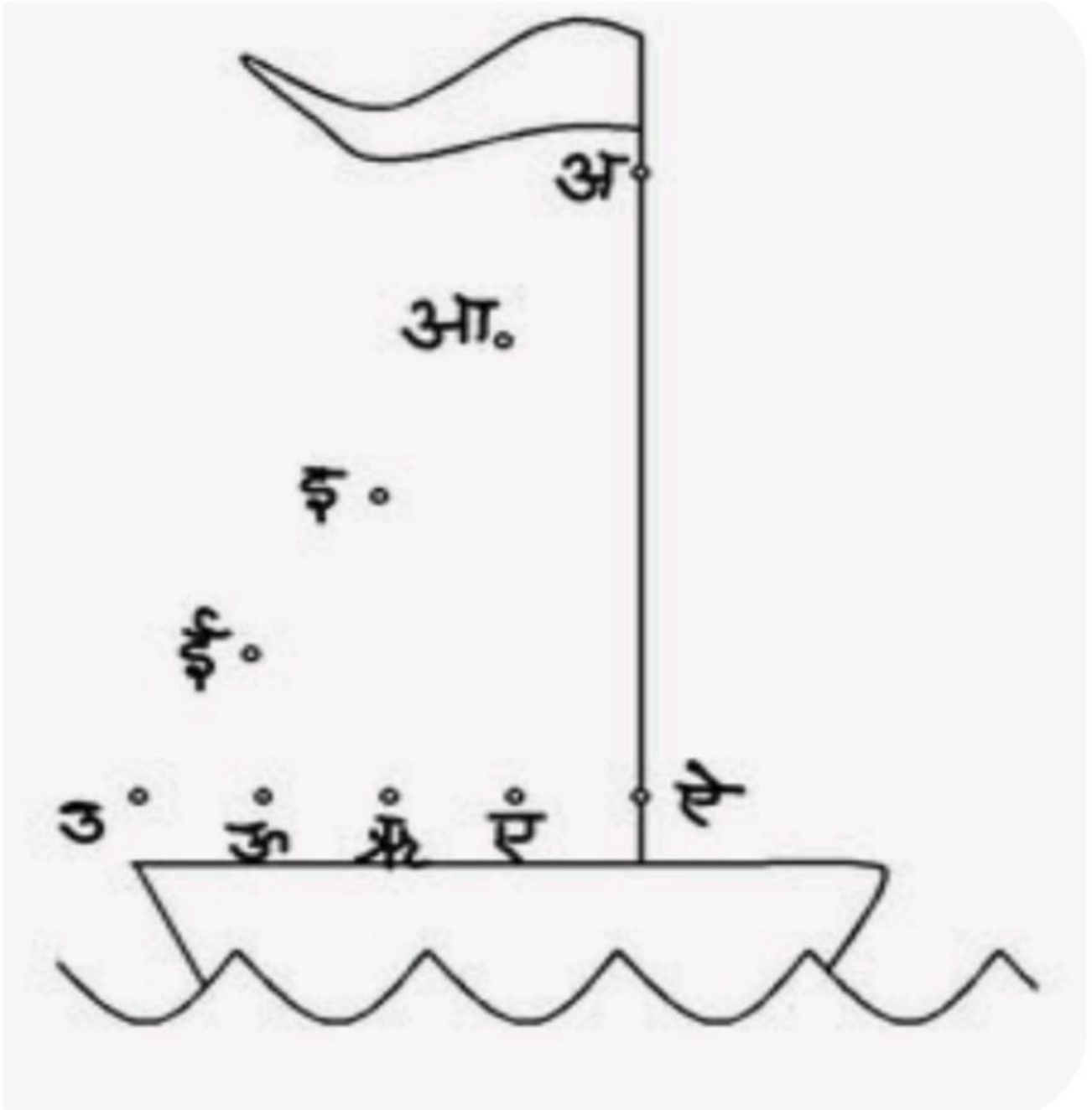
अ-अ: तक लिखकर रंग भरो-



Name-

Subject - Hindi

स्वर बिंदु मिलान गतिविधि



LEARN STORY-

घमंड का फल

दो मुर्गे कूड़े के ढेर के पास टहल रहे थे। वे किसी बात पर आपस में लड़ पड़े। तगड़े मुर्गे ने दूसरे को हराकर भगा दिया। जीतने वाला मुर्गा बेहद खुश था। वह फुदकता हुआ पास के एक टीले पर चढ़ गया और उसने कहा - देखो देखो मैं जीत गया हूँ। मेरे जैसा बलवान मुर्गा और कोई दूसरा नहीं है। तभी आकाश में उड़ती हुई चील ने उसे देखा। वह तेजी से नीचे आयी। उसने झपट्टा मारा और मुर्गे को पंजे में दबोचकर अपने घोंसले में ले गई। मुर्गा कू - कू ही करता रह गया। अब यह बात उसकी समझ में आयी कि ज्यादा इतराना अच्छा नहीं होता।

**HINDI-REVISE ALL THE WORK DONE IN NOTEBOOK
AND PRACTICE BOOK –1**

NAME – _____

ENGLISH

Revise all the work done in notebook and English small letters book.

Rhymes – Learn- A sailor went to sea and Thank you God.

Story – Learn-The fox and the grapes.

St. Peter's Convent School

Class – LkG

English story

The Fox and the Grapes



Once, a fox was very hungry. He searched for food. At last, he saw a bunch of grapes hanging from a grapevine. His mouth started watering. He wanted to eat the grapes. So, he jumped and jumped, but in vain. But he could not reach the grapes. So, the fox went away by saying, "These grapes are sour".


MORAL: Those who cannot get a thing, often say they do not want it.

WORKSHEET-1

Name _____

Subject-English

Write missing small letters in correct order.



Name _____

Subject-English

Match the first letters.

b

f

g

j

m

c

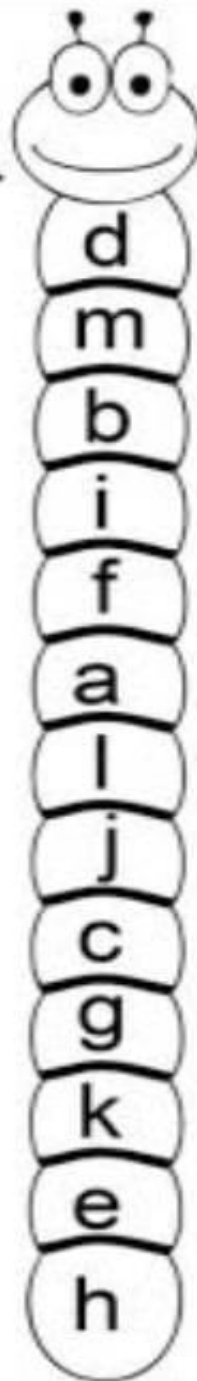
e



Name _____ Date _____



Draw a line to match each uppercase letter to its lowercase letter.



© PRAADIS
EDUCATION
DO NOT

Name: _____

Date: _____

Match the Alphabets with the object
with the same starting Alphabet

a



d



b



c





e



Name-

MATHS

Fill in the Missing Numbers



Name-

Subject- MATHS

AFTER, BEFORE & BETWEEN

Fill the numbers after, before and between

AFTER






BEFORE

BETWEEN

2	3	2	3	4	5	6
1			5	5		7
5			6	8		10
3			2	3		5
8			7	1		3
9			9	6		8
2			8	7		9
5			4	2		4
7			2	4		6

Name-

Subject – MATHS

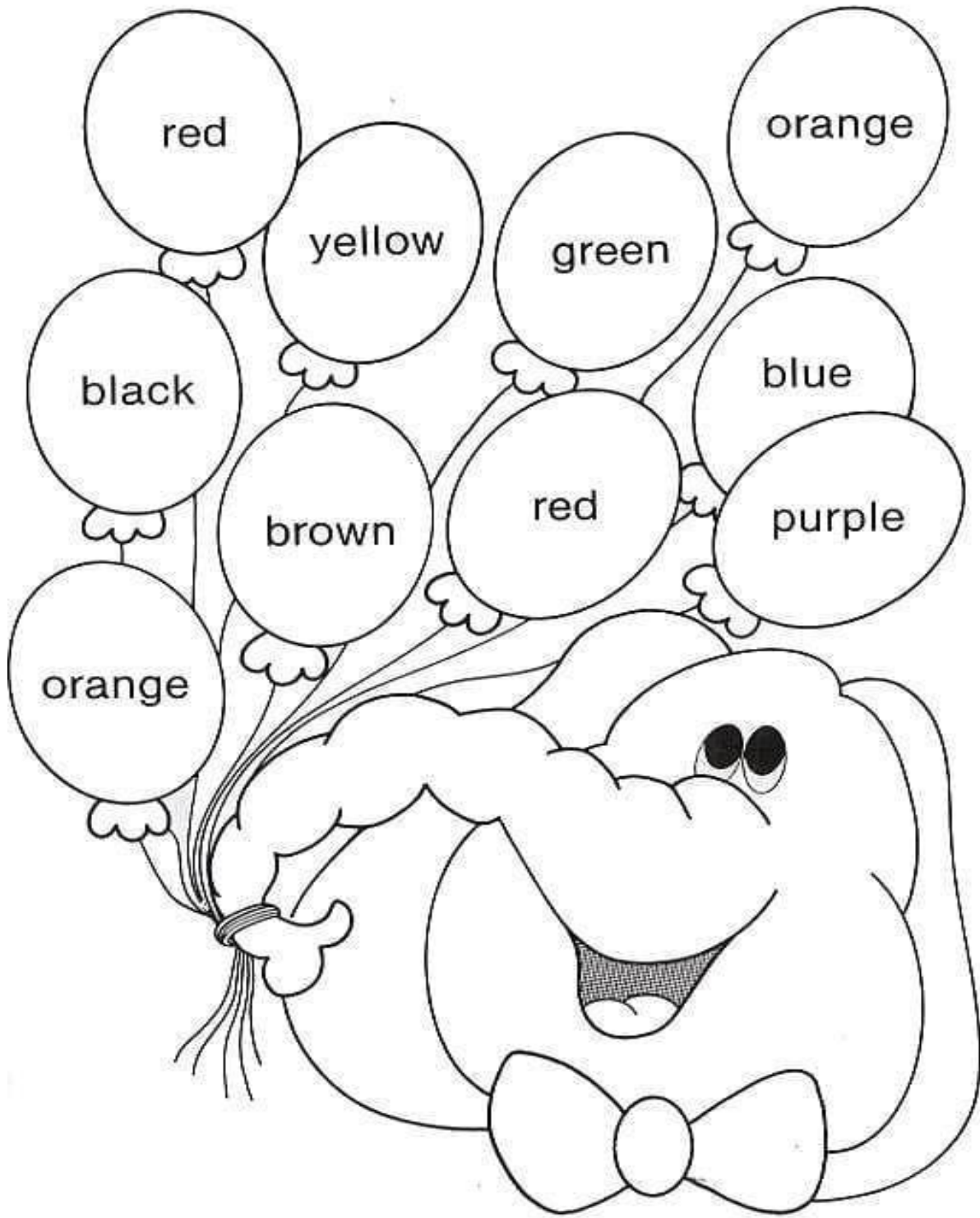
Count and write the numbers	
	
	
	
	
	

MATHS -REVISE ALL THE WORK DONE IN NOTEBOOK AND PRACTICE BOOK –1

Maths – Do pg no – 2 to 34, 36 to 42 in My Number Book.

Name-

Subject- DRAWING (COLOURING)




Name-

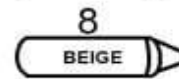
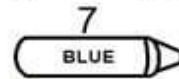
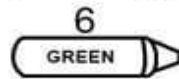
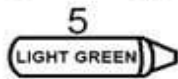
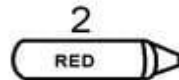
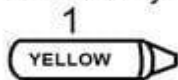
Subject- DRAWING (COLOURING)

COLOR BY NUMBER

FISH




Color Key



Name-

Subject- DRAWING (EARBUD PAINTING)



Name-

Subject- DRAWING (CRAFT)

Kindly make the same paper plate craft by viewing this picture.

